







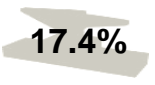












Manufacturing Scorecard: 2011

2010 Gross Regional Product		
 3rd	...largest industry in Pittsburgh MSA in terms of gross regional product (\$13.1B). Between 2009 and 2010, manufacturing gross regional product saw an increase of...	 12.8%
 \$149,956	...gross regional product per manufacturing employee. This outperforms Pennsylvania and the US. Since 2009, gross regional product per manufacturing employee has increased by...	 14.5%
2011 Economic Impact		
 293,911	...jobs are supported directly and indirectly by manufacturing in the region. The amount of indirect business taxes, in billions, attributable to manufacturing industry...	 \$1.9
2011 Employment		
 95,568	...manufacturing employees. This accounts for over 8% of the total workforce. Data for 2011 indicates an increase in manufacturing employment from 2010 by...	 1.7%
 17.4%	...of manufacturing employment is in Fabricated Metals. In addition, Primary Metals employment is...	4X the national average
2011 Establishments		
 2,928	...manufacturing establishments. Among all metropolitan areas, the region ranks...	 23rd
2011 Wages		
 \$56,328	...average annual wage for manufacturing employees. This is 19.6% higher than the average job in the Pittsburgh metropolitan area. In 2011, the annual wage for a manufacturing employee increased by...	 4.5%
2010 Exports		
 \$12.2	...billion in exports. Among all metropolitan areas, Primary Metals exports rank...	 3rd
 29%	...of all Pennsylvania exports. Among all MSAs, Pittsburgh ranks...	 20th
2011 Expansions		
 46	...announced manufacturing expansions. These expansions are expected to generate...	 1,957 jobs
Sources: Bureau of Labor and Statistics, Quarterly Census of Employment and Wages; Bureau of Economic Analysis; U.S. Department of Commerce, International Trade Administration; Pittsburgh Regional Alliance internal tracking of company expansion announcements. Although data may reflect different years, all data is based on the most recent releases. Prepared by the Pittsburgh Regional Alliance.		